

2018-19 NJSLA Results Summary

October 2019

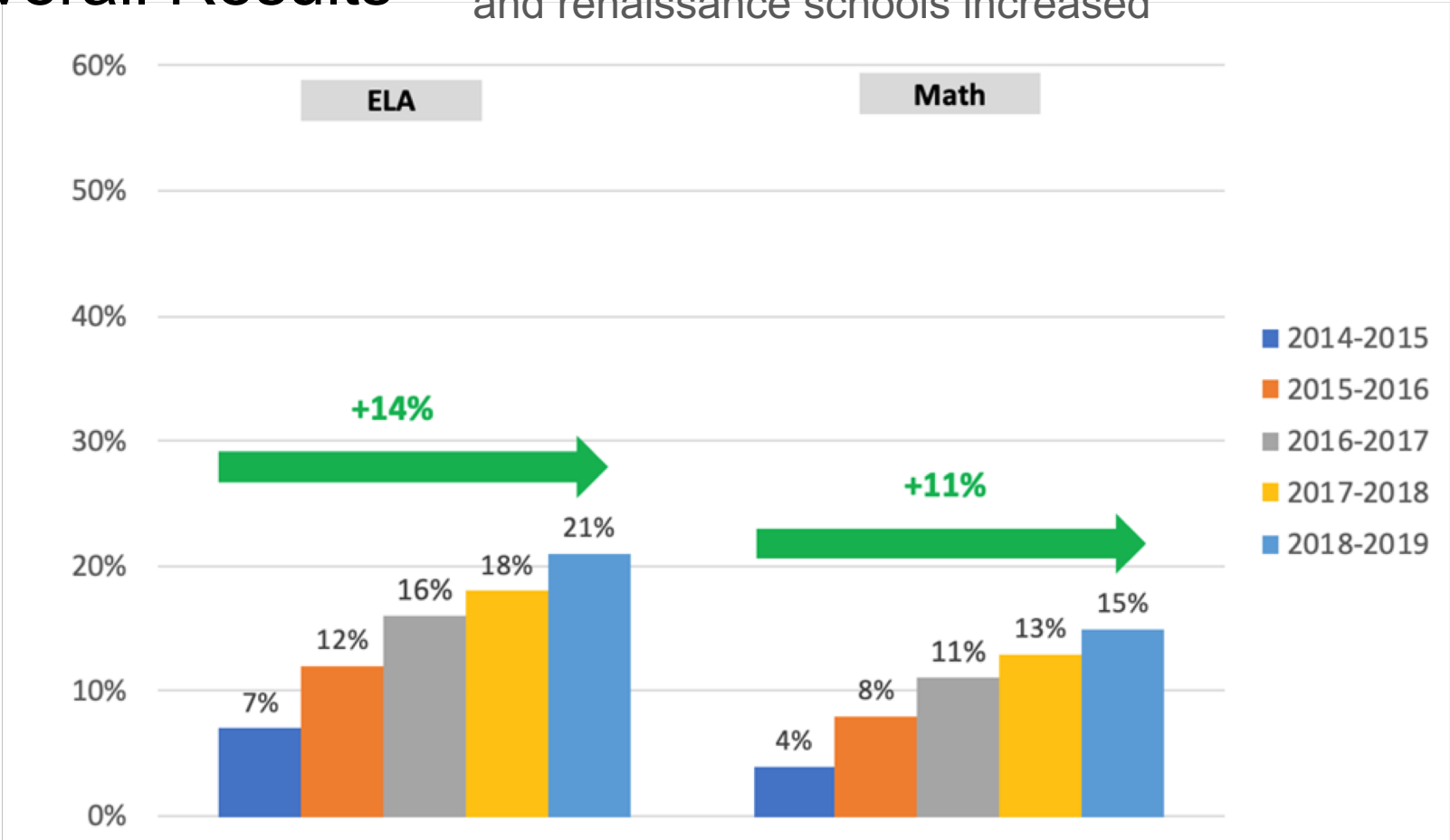


Agenda

- Overall Results
- District and Renaissance School Highlights
- Summary and Next Steps

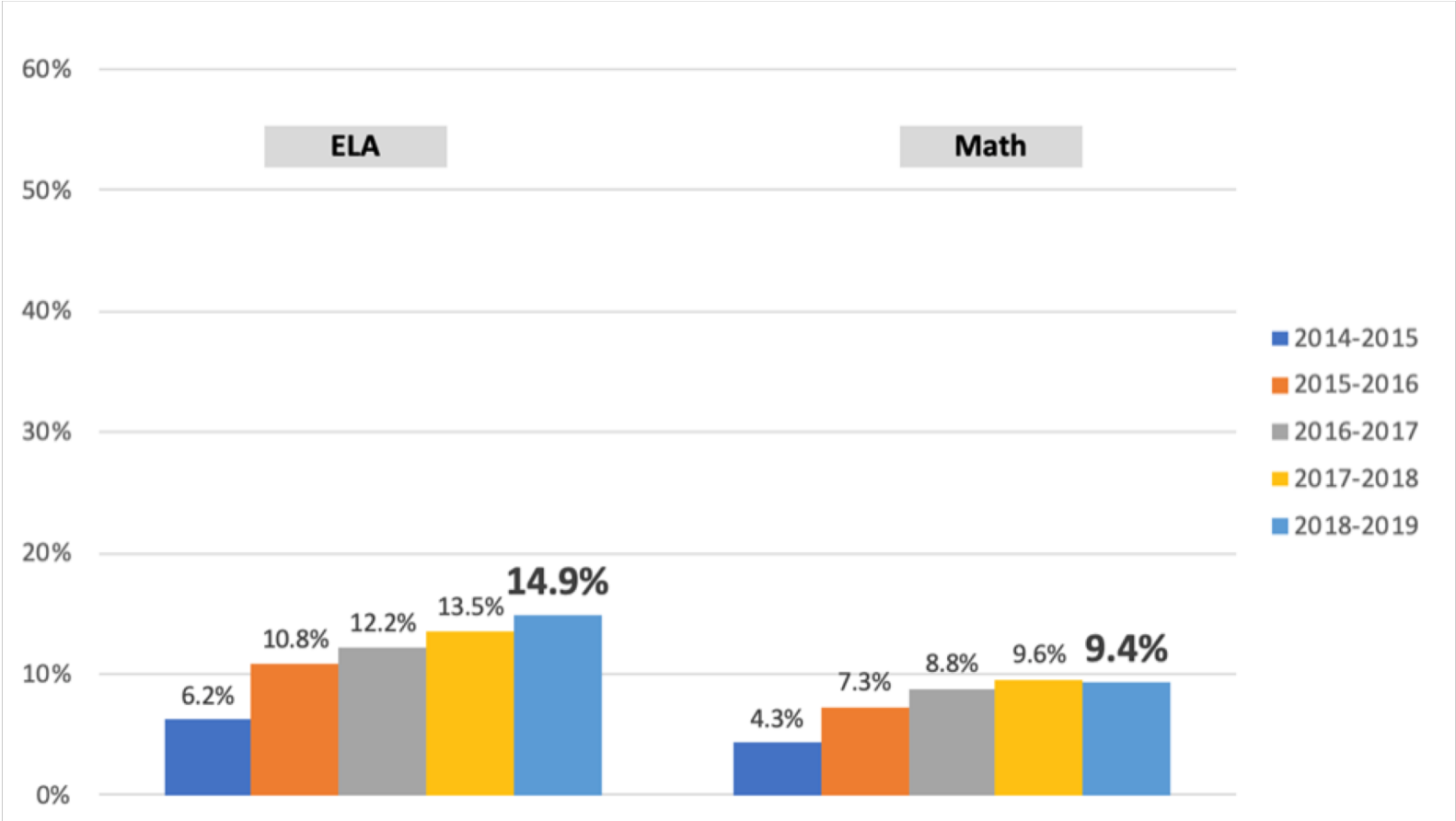
Overall Results

For four consecutive years, student proficiency at district and renaissance schools increased



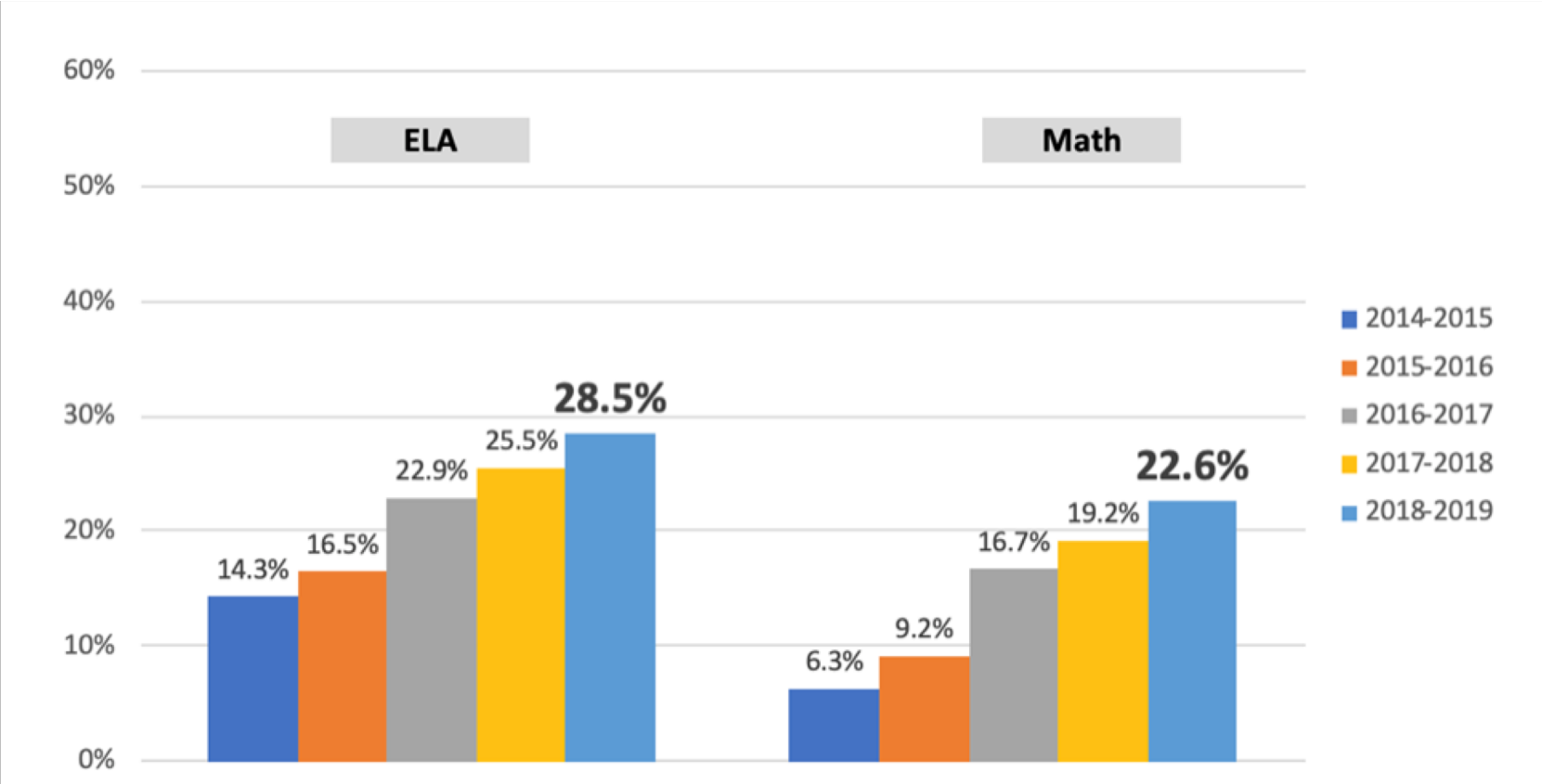
Overall Results

This year, district schools made progress in literacy and remained steady in math



Overall Results

This year, renaissance schools made progress in literacy and math

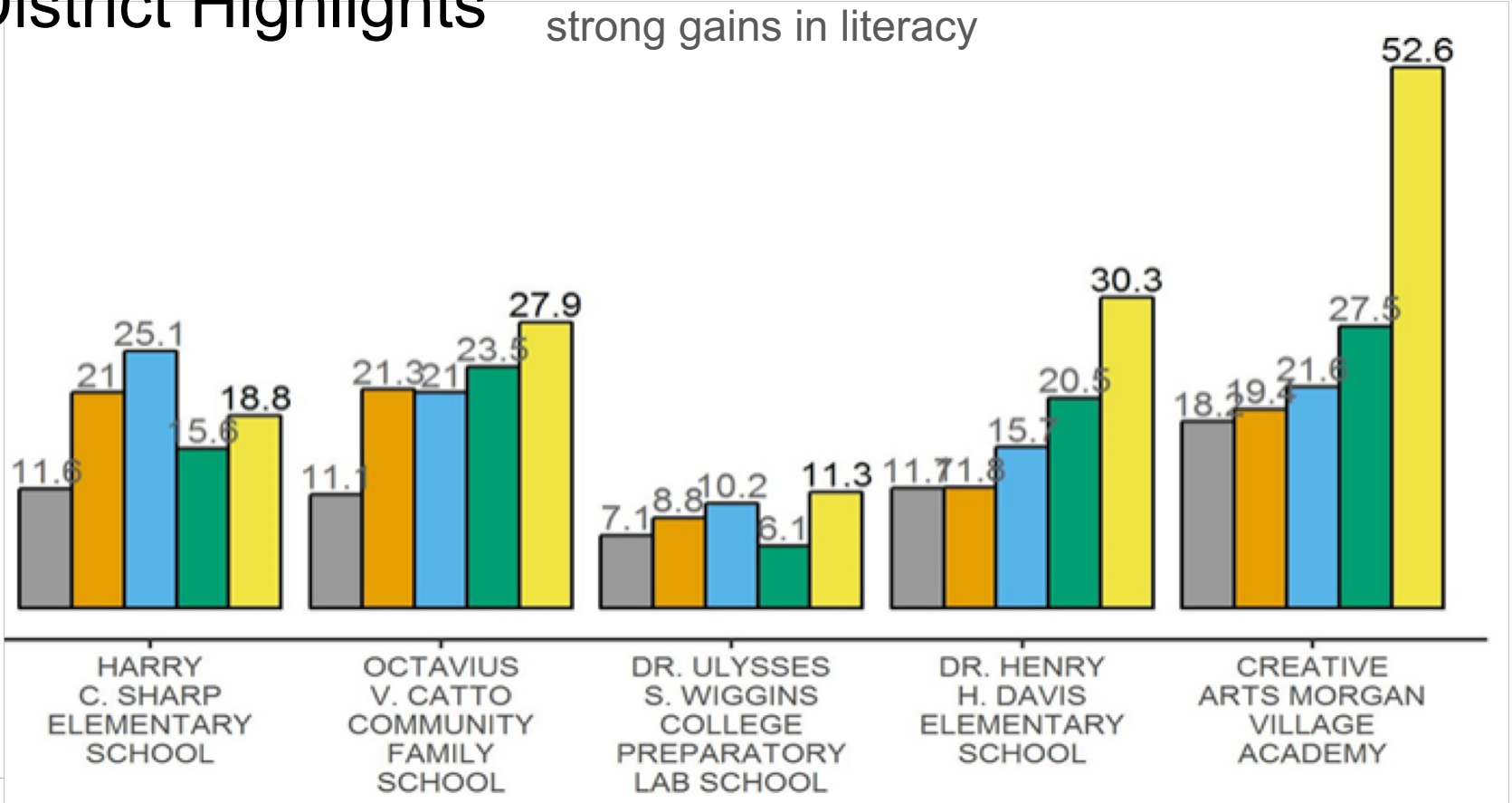


District and Renaissance School Highlights



District Highlights

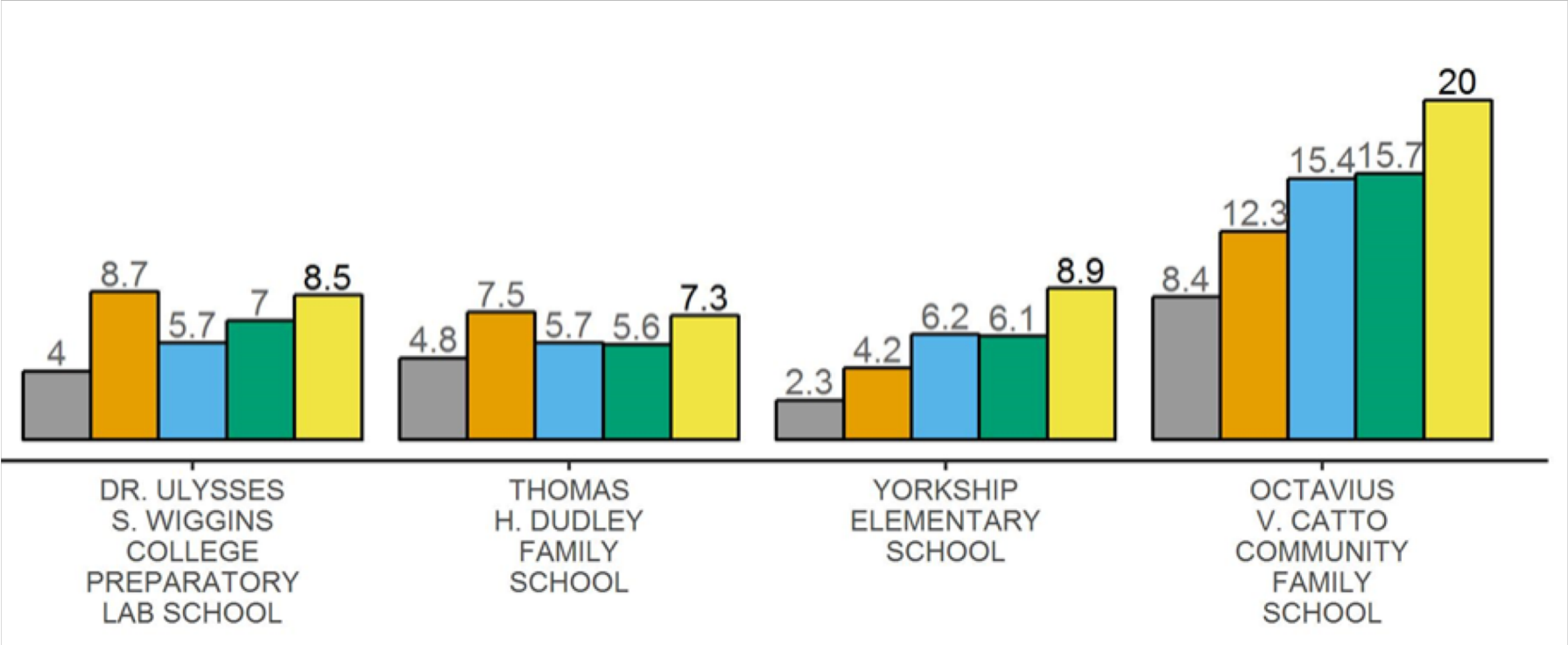
Sharp, Catto, Wiggins, Davis, and CAMVA demonstrate strong gains in literacy



■ 14-15 ■ 15-16 ■ 16-17 ■ 17-18 ■ 18-19

District Highlights

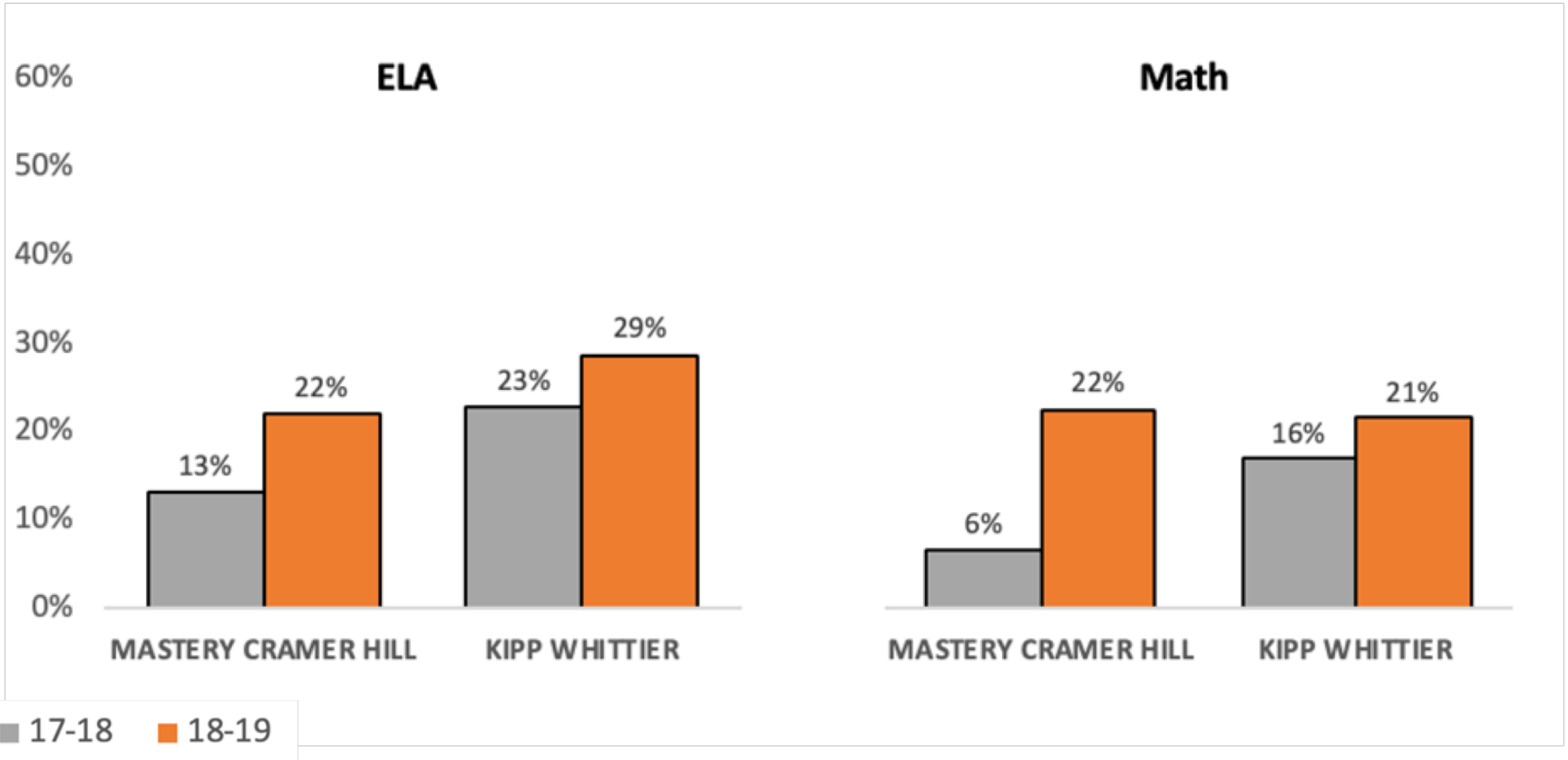
Wiggins, Dudley, Yorkship, and Catto demonstrate strong gains in math



■ 14-15 ■ 15-16 ■ 16-17 ■ 17-18 ■ 18-19

Renaissance Highlights

Mastery Cramer Hill and Kipp Whittier increased proficiency in ELA and math



NJSLA Results 18-19: Top 10 District and Renaissance Schools				
Grades 3-8 ELA Proficiency %				
School Name	Subject	% Proficient 17-18	% Proficient 18-19	Change
Creative Arts Morgan Village Academy	ELA 3-8	27.5%	52.6%	25.1%
Uncommon: Camden Prep	ELA 3-8	49.1%	49.7%	0.6%
KIPP: LanningSq	ELA 3-8	36.9%	31.8%	-5.1%
Dr. Henry H. Davis Elementary School	ELA 3-8	20.5%	30.3%	9.8%
KIPP: Whittier	ELA 3-8	22.7%	28.8%	6.1%
Octavius V. Catto Community Family School	ELA 3-8	23.5%	27.9%	4.3%
Mastery: EAST CAMDEN	ELA 3-8	22.4%	24.2%	1.8%
Mastery: CRAMER HILL	ELA 3-8	13.1%	22.0%	8.9%
Mastery: MOLINA	ELA 3-8	16.1%	21.7%	5.6%
Harry C. Sharp Elementary School	ELA 3-8	15.6%	18.8%	3.1%

NJSLA Results 18-19: Top 10 District and Renaissance Schools				
Grades 3-8 Math Proficiency %				
School Name		% Proficient 17-18	% Proficient 18-19	Change
Uncommon: Camden Prep	Math 3-8	51.8%	45.5%	-6.3%
Mastery: MCGRAW	Math 3-8	20.5%	29.9%	9.4%
Mastery: CRAMER HILL	Math 3-8	6.4%	21.5%	15.1%
KIPP: LanningSq	Math 3-8	28.1%	21.0%	-7.1%
KIPP: Whittier	Math 3-8	15.9%	20.5%	4.6%
Octavius V. Catto Community Family School	Math 3-8	15.7%	20.0%	4.3%
Creative Arts Morgan Village Academy	Math 3-8	15.0%	13.5%	-1.5%
Mastery: MOLINA	Math 3-8	7.0%	13.4%	6.4%
Alfred Cramer College Preparatory Lab School	Math 3-8	17.0%	12.2%	-4.8%
Mastery: EAST CAMDEN	Math 3-8	7.8%	12.1%	4.3%

Summary and Next Steps

- Citywide Improvement
- Our Vision
- Putting Students First



“All Camden Students will attend a high quality school where they are valued, challenged, and prepared for college and careers that positively impact their community and the world.”

Camden City School District Vision

Putting Students First

Camden City School District Strategic Plan

1 Priority 1: Accelerating student achievement

2 Priority 2: A great teacher in every classroom, great staff in every role

3 Priority 3: Safe schools, built for 21st century success

4 Priority 4: Financially responsible, fiscally sustainable

**2018-19 NJSLA full report
is available at:**

www.camden.k12.nj.us

